


ROCK MILL

tile & stone



ROCK SHIELD COLOR ENHANCER

WATER AND STAIN REPELLENT




VOC = Volatile Organic Compounds
PBT = Persistent, Bioaccumulative & Toxic

FOR USE ON LIMESTONE, MARBLE, SANDSTONE, GRANITE, QUARTZ, CEMENT TILES, TERRACOTTA AND CONCRETE.

ROCK SHIELD SEALER IS A HIGH PERFORMING ECOLOGICAL SEALANT, WHICH PREVENTS STAINING FROM ENVIRONMENTAL ELEMENTS, DIRT AND GRIME ALONG WITH ACCIDENTAL SPILLAGES SUCH AS OIL, GREASE, COFFEE, RED WINE, PAINT AND MUCH MORE. IT IS AN ENVIRONMENTALLY FRIENDLY, NON HAZARDOUS PRODUCT THAT IS SAFE TO USE AROUND CHILDREN, PETS, PLANTS AND AQUATIC LIFE. EXCEPTIONALLY EASY TO APPLY.

ROCK SHIELD COLOR ENHANCER PROFILE

Protection against environmental and accidental staining	✓
Abrasion and scratch resistant	✓
Guaranteed to increase the life of the material	✓
Creates a breathable moisture repellent shield	✓
Safe for children, pets, plant and aquatic life	✓
No Solvents, Non-Toxic and Non-Irritant	✓
Eco-friendly, water-based ingredients	✓
Will not add shine to the stone (non-glossy)	✓
UV resistant	✓
Easily applied with a spray, roller or soft brush	✓
Provides protection within hours*	✓
Soaks deep into surface for better performance	✓
Guaranteed to reduce maintenance*	✓



Untreated Surfaces

Spills penetrate deep into the pores of an untreated surface leaving hard to remove or permanent staining.



Treated Surfaces

Sealing the surface creates a breathable moisture repellent shield that prevents spills and environmental weathering sinking deep into the surface.

STOCK SIZES: 1 QUART, 1 GALLON & 6.6 GALLON DRUM

* Depending on weather, sealer can dry within hours.

* For best results clean and seal once per year.

For further information, refer to the Safety Data Sheet.

ROCK MILL

tile & stone

HOW TO APPLY

ALWAYS TEST ON A SMALL AREA FIRST

Substrate Quality: Cracks must be repaired using a mortar or jointing repair system.

Moisture content should be less than 5% to a depth of 1 cm.


Substrate Preparation: Remove and clean any dust, dirt, oil, efflorescence, organic growth and old paint.



1. Ensure surface is clean, dry & dust free.



2. Shake well before use, apply using a low pressure sprayer, roller or brush.



3. Apply sealer until surface is saturated. Distribute evenly to prevent pooling



4. Remove excess product after 30mins. Allow 24 hours to dry.

Apply second coat while wet; within 10 minutes of first coat. Don't allow product to dry between coats.

Once surface is dry, sealer cannot be re-applied. Water repellency may take 7 days to reach 100% effectiveness.

APPLICATION CONDITIONS/LIMITATIONS

Substrate & Ambient temperature: 41°F to 104°F

Substrate moisture: 5% maximum

COVERAGE

Limestone & Encaustic Cement Tile - Quart: 45- 55 SF

Gallon: 180-220 SF

6.6 Gallon: 1,188 - 1,452 SF

Concrete Paving & Terracotta - Quart: 30- 40 SF

Gallon: 120-160 SF

6.6 Gallon: 792 - 1,056 SF

Granite & Marble - Quart: 90-130 SF

Gallon: 360-520 SF

6.6 Gallon: 2,376 - 3,432 SF

Coverage is dependent on the porosity of the surface & vertical vs horizontal application. 1-3 applications recommended.

RECOMMENDATIONS

- Keep away from children. Avoid contact with skin. Wear protective gloves & glasses.
- Do not use 4 hours before or 4 hours after rain.
- Do not apply during rain or frost and when temperature is below 41°F or above 104°F.
- Do not use on polished closed surfaces.

The technical data provided is based on laboratory tests and some variations may occur on large areas of substrates of an uncertain nature.