

Colors: Grey. Also available in Black (deep, uniform color and very low absorption).

Tile Size & Finish: Shown below. All sizes are approximate.

Slab Size & Finish: Honed or Antique Flamed: 3/4", 1-1/4" or 2" *Call for available sizes

Custom: Sizes & finishes are subject to minimum quantity & lead time.
Custom edge detail and bullnose also available.

Usage: Commercial & residential; Interior, exterior & water features.

Variation: Pictures shown are representations ONLY. Sizes are approximate & may vary slightly with each order. Call for current stock.

Stock: LA Warehouse

Compressive Strength (ASTM): 231.5

Absorption (ASTM): 1.84




Grey Basalt (Polished finish, Size: 12x24x1/2")




Honed: 12x24x1/2" (+/- 1/16" Tolerance)




Polished: 12x24x1/2"



Flamed: 12x24x3/4", 24x36x3/4" (+/- 1/16" Tolerance)



Flamed Wave: 18x36x1" (with lines 1" Wide)



Polished & Antique Bush-hammered



Flamed Wave



Downpour



Flamed

CUSTOM SIZE & FINISH

May require thickness of 3/4" and above. Subject to minimum QTY & lead time.



Downpour



Antique Combed



Antique Sandblasted



Antique Bush-Hammered